

# Farm to Show User Guide

It is now a legal requirement that all pig movements be recorded electronically.

To do electronic pig movement licences you will first need to log onto [www.eaml2.org.uk](http://www.eaml2.org.uk)

You will then need to enter your user name & password on the registered user section and click login.

The screenshot shows the eAML2 website interface. At the top, there is a navigation bar with the AHDB PORK logo and tabs for 'About eAML2', 'Help', 'Contact Us', 'Pig Health', and 'ZNPC'. Below the navigation bar, there is a message: 'Sign up to the NEW AHDB Pork Significant Diseases Charter for early warning of disease outbreaks in your region.' The main heading is 'eAML2 Electronic Movement Licensing' with icons for a truck, a pig, a mobile phone, and a computer mouse. Below the heading, there are three main sections: 'Registered Users', 'Register with eAML2', and 'Not registered and received a movement?'. The 'Registered Users' section contains a login form with fields for 'Username' (containing 'ngm2') and 'Password' (containing '\*\*\*\*\*'), a 'Log In' button, and a 'Remember me next time' checkbox. Below the login form is a 'Forgotten password?' section with an 'Email Address' field and a 'Send Password' button. The 'Register with eAML2' section has a truck icon with a green arrow and text: 'Choose this option if you are new to eAML2 and would like to register to set up a movement.' The 'Not registered and received a movement?' section has a pig icon with a green arrow and text: 'Choose this option if you are new to eAML2 but have received a movement you need to confirm.' At the bottom, there are two sections: 'eAML2 Contact Details' with a helpline number '0844 335 8400\*' and 'Bureau Service & Helpline Opening Times' with a note about operating hours.

**Registered Users**

Username  
ngm2

Password  
\*\*\*\*\*

Log In

Remember me next time

**Forgotten password?**

Email Address

Send Password

**Register with eAML2**

Choose this option if you are new to eAML2 and would like to register to set up a movement.

**Not registered and received a movement?**

Choose this option if you are new to eAML2 but have received a movement you need to confirm.

**eAML2 Contact Details**

Helpline: 0844 335 8400\*

\* Calls are charged at 5p/minute plus your phone provider's access charge.

**Bureau Service & Helpline Opening Times**

Please be advised that the Bureau and Helpline Service Office Operating hours are Monday - Friday 9am til 5pm and does not operate over the weekends or English bank holidays.

## Producer Services

[Edit Content](#)

### Movement Management



This is the screen you see once you are logged into the Eaml2.

Click onto 'set up a move' in order to set up a movement licence

### [Pig Hub Data Management](#)

Data about your site that is used to pre-populate movements will now be managed via the Pig Hub. You can review your currently saved data on the next screen or click the button to visit the Pig Hub to manage your data now.



[Producers](#)

**NEW** [Significant Diseases Charter](#)

[Sign up](#) for early warning of disease outbreaks in your region.

[Edit Content](#)

## Set up a movement

[Edit Content](#)



Select your departure site

YH3344, Perky Pink Pigs, Technical Division, AL1 3AF

To an abattoir

To a market or collection centre

You will now see this screen - you may have to scroll down to see your departure site which should already be pre-populated.

If you have more than one holding tap the arrow to select the correct one from the drop down list.

**Select your departure site**

YH3344, Perky Pink Pigs, Technical Division, AL1 3AF

To an abattoir

To a market or collection centre

To a farm

To a port for export

To a show

To a vet

To an AI centre

To a lab

To a performance location

**Select your destination show event**

BPEX Test Show, 20 October 2016 - 31 December 2016

New Movement

Select 'to a show' and click 'select your destination show event'

The show you are looking for should be on the drop down menu when you tap the arrow to bring up the show list.

Click onto the show you are going to, and click the 'new movement' button at the bottom of the screen.

**If you cannot locate the show you are looking for please call the eAML2 helpline on 0844 335 8400**

## Production Details

[Hide Message](#)

### PLEASE READ BEFORE SETTING UP ANY MOVEMENTS

Your production details are now managed via the Pig Hub. Please take a moment to review your currently stored data below. If any of the information needs updating, please use the quick links provided to visit the Pig Hub to make any changes.

[Corporate Owner](#)

[Departure Site Details](#)

[Your Contact Details](#)

[Vet Practice](#)

[Herd Marks](#)

[Finishing System \(AIAO\)](#)

When you are finished, close the Pig Hub window and click the link below to refresh your details.

[refresh page](#)

✂ [Edit Content - Title Text](#)

✂ [Edit Content - Message Text](#)

## New eAML2 movement



## Production details for Perky Pink Pigs ()

▼ To hide the site details of this movement please [click here](#)

Once you have selected your destination and clicked the 'new movement' button, a licence screen will load and you will see this at the top of the page.

**You need to scroll down in order to start filling out your movement licence.**

▼ To hide the site details of this movement please [click here](#)

\* fields are compulsory

**Please provide the name and address of the business owner.**

Owner Name	<input type="text"/>
Owner Address	<input type="text"/>
Owner Postcode	<input type="text"/>

[click here when you have finished this question](#)

**Help**

If any of these details are incorrect you can edit them for this batch.

If you are the owner of the pigs that are leaving your holding, enter your name and postcode on this section and tick the box to indicate you have finished that question.

If you are NOT the owner of the pigs, then enter the owners name and postcode on this section.

(It may be a breeding pig that's been on loan going back home OR pigs that have been "bed & breakfasted" on your land that are now moving off.)

**Enter all of the following details for the site the pigs are coming from.**

Site Name	Perky Pink Pigs
Site Address	Technical Division BPEX Limited Winterhill House Snowdon Drive Milton Keynes
Site Postcode	AL1 3AF
DEFRA herd mark	YH3344
Assurance Scheme	
Scheme Membership Number	

[click here when you have finished this question](#)


**Help**

If any of these details are incorrect you should edit them in Pig Hub.

This section will automatically populate the address for the holding the pigs are currently on.

---

**Enter details of the contact for this batch.**

 This answer is complete.

Contact Name	<input type="text" value="Perky Pink Pigs"/>
Contact Position	<input type="text" value="Owner"/>
Contact Telephone	<input type="text"/>
Contact Email	<input type="text" value="Perkypigs@me.com"/>

click here when you have finished this question

**Help**

The contact person is the person nominated by the owner of the pigs to provide Food Chain Information for the pigs on the site. The contact person must have, or be provided with, all the relevant information about the site and the pigs in the consignment.

Some sections you will see are already completed for you along with the tick boxes, others you will manually need to complete.

---

**Enter departure CPH for this unit.**

Departure CPH\*

click here when you have finished this question

Enter details of the vet practice responsible for this site.

This answer is complete.

Vet Practice Name\*

Address

Postcode\*

Telephone

Email

click here when you have finished this question

**Help**

Please make sure this is the name of the vet practice that has responsibility for the site. This is needed for contact by the slaughterhouse operator or OV if problems are identified and also to feed back inspection results.

If the details are wrong you can change them for this batch only. To change the details permanently please go to Pig Hub.

**BD.1.4**

Please enter as a minimum the name and the postcode of your registered vet, ensuring you tick the box.

If you don't yet have a registered vet, then please enter the details of the vet you would use if you were to have a medical emergency.

Does this site operate as a batch finishing system (AIAO)?

No

Yes

This answer is complete.

**Help**

This information has been populated from Pig Hub.

Batch finishing system?

This is an **'All in-All out'** pig production system for **large pig producers**.



## AML2 / FCI Movement Details

▼ To hide the details of this movement please [click here](#)

\* fields are compulsory

### Select consignment herd mark.

✔ This answer is complete.

Herd mark\*

click here when

Enter a new temp slap mark ▼

-- Please Select --

Enter a new temp slap mark

MHS123

WK0001

WK0002

YH1234

YH3344

### Intended number of pigs in

⚠ This question has not been answered.

Consignment Size\*

check this box when the selections are complete

### Does this consignment have Lot Number(s) or Individual Animal IDs?

⚠ This question has not been answered.

No

Yes

#### Help

You can add any missing or additional herd marks on Pig Hub.

The only Herd mark that should be used here, is the herd mark APHA have given to you when you registered as a pig keeper.

#### Help

Enter the number of pigs that you intend to send in this consignment.

#### Help

If the consignment has multiple lots, enter each lot followed by comma. If the movement has individually identified animals enter IDs here e.g. for show movements.

## AML2 / FCI Movement Details

▼ To hide the details of this movement please [click here](#)

\* fields are compulsory

### Select consignment herd mark.

⚠ This question has not been answered.

Herd mark\*

-- Please Select --

click here when you have finished this question

#### Help

You can add any missing or additional herd marks on Pig Hub.

### Intended number of pigs in consignment

⚠ This question has not been answered.

Consignment Size\*

check this box when the selections are complete

#### Help

Enter the number of pigs that you intend to send in this consignment.

### Does this consignment have Lot Number(s) or Individual Animal IDs?

⚠ This question has not been answered.

No

Yes

Lot Number(s)

#### Help

If the consignment has multiple lots, enter each lot followed by comma. If the movement has individually identified animals enter IDs here e.g. for show movements.

If your tags also have individual numbers as well as your herd mark, select 'YES' and note any individual numbers here with a comma and space between each one

### Select type of pigs in the consignment

Type of Pigs\*

click here when y

- Please Select --
- Please Select --
- Finished pigs - controlled
- Finished pigs - non-controlled
- Store Pigs
- Breeding Boars
- Breeding Gilts
- Breeding Sows
- Mixed - controlled
- Mixed - non-controlled
- Weaners
- Piglets
- Organic
- Pet Pig

Are all animals in the consignment born and reared in the UK?

This answer is complete.

- Yes - Origin UK
- No - Born or reared in another country

### Help

The criteria for controlled housing conditions can be found in Annex II of EC Regulation 216/2014

### Further information

- [Annex II of EC Regulation 216/2014](#)
- [BPEX Guidance on Trichinella](#)

BD.2.5

Select the 'type of pigs' you are taking to the show, remembering to tick the box to show you have finished the question.

Are all animals in the consignment born and reared in the UK?

This answer is complete.

- Yes - Origin UK
- No - Born or reared in another country

BD.2.5

Are the pigs moving on a temporary mark?

This answer is complete.

- No
- Yes

Holding of Birth CPH

Other Reference

Help


If the pigs are moving on a temporary mark please provide the Holding of Birth CPH or other reference.

Is this a move within a pig pyramid?

This answer is complete.

- Yes
- No

### Enter details of your transporter

 This question has not been answered.

Haulier Name

Haulier Assurance No

Address


Postcode

Telephone

Vehicle Identification

click here when you have finished this question

### Enter anticipated journey details

 This question has not been answered.

Expected Duration   
(hh:mm)

Loading Date (dd/mm   
yyyy)\*

### Help

Click on the link below to select a Red Tractor assured haulier & vehicle. If you are using an unassured haulier, enter the details on the left.

If self-hauling select from drop-down menu.

If vehicle registration unknown confirm later by text or online.

### AML.1.3

Click here to select haulier

- Click here to select haulier  
-----
- Self Hauling**
- Destination Hauling
- Perky Pink Pigs
- Mr T Trucker
- Haulier Name
- Porko Meats Ltd
- Test Haulier 2015
- Porko Meats Ltd
- Early Morning Farm
- pig hub test abattoir 2

You need to enter the details of who it is that is transporting the pigs to the show.

By selecting 'self hauling' this will pre-populate your own details onto the license.

Please enter the vehicle number plate in the 'Vehicle Identification' box.

Enter **anticipated** journey details

This question has not been answered.

Expected Duration (hh:mm)

Loading Date (dd/mm/yyyy)\*

Estimated Time of Loading (hh:mm)

Departure Date (dd/mm/yyyy)\*

Expected Time of Departure (hh:mm)

check this box

September 2016						
Su	Mo	Tu	We	Th	Fr	Sa
				1	2	3
4	5	6	7	8	9	10
11	12	13	14	15	16	17
18	19	20	21	22	23	24
25	26	27	28	29	30	

Help

To comply with PRIMO (Pigs Records Identification and Movement Orders) 2011 fill in the fields marked with \*

Enter the date in the specified format dd/mm/yyyy.

You do not need to provide journey times if the following three statements are **ALL** true:

1. Journey is less than 50km
2. You are moving your own animals
3. You are moving animals in your own vehicle

Click onto the loading date section ensuring that you select the date from the calendar that will “pop-up”. This will automatically fill out the departure date all by itself.

Please enter times, in a 24hr clock format, (if applicable)

Hours in 1 box, minutes in the next box.

Please see note in help section.

Expected Duration (hh:mm)	<input type="text"/>
Loading Date (dd/mm/yyyy)*	<input type="text"/>
Estimated Time of Loading (hh:mm)	<input type="text" value="13"/> : <input type="text" value="30"/>
Departure Date (dd/mm/yyyy)*	<input type="text"/>
Expected Time of Departure (hh:mm)	<input type="text" value="13"/> : <input type="text" value="40"/>

Destination where the pigs are being sent

Destination Name BPEX test show

Destination Address Stoneleigh

Destination Postcode CV8 2TS

Destination CPH 11/111/1111

click here when you have finished this question

Please now click ‘Submit Movement’

Submit Movement

## This movement is pending - please print the summary



Thank you for submitting your movement. If you intended to sell any animals at any of the shows then you must take a [Show Sales Form](#) with you. The purchasers can then use the form to transport the animals they buy back to their holding.

[Edit Content](#)

On this screen you can see several things:

If you think you may **sell your pigs** at the show, then please print several of the '**show sales form**'. Manually enter the details of the sale, including the reference number of your license going TO the show.

The box contains a PDF icon on the left. To its right is a blue link: [Click here to print the Haulier Summary to give to haulier](#). Below the link is the text: "You only need to print a single copy to hand to your haulier."

Click here to print the licence **TO** the show.

## Add another movement to your trip

As you are making a movement to a show ground you must now choose one of following options for your movement off the show ground.

You **MUST** create your movement **FROM** the show **NOW**

The block contains two buttons. The first button has a house icon and the text [Back to home from show](#). The second button has a document icon and the text [Send to another place](#).

If you are returning home click here

If you are going to another destination click here

## Production Details

[Hide Message](#)

### PLEASE READ BEFORE SETTING UP ANY MOVEMENTS

Your production details are now managed via the Pig Hub. Please take a moment to review your currently stored data below. If any of the information needs updating, please use the quick links provided to visit the Pig Hub to make any changes.

[Corporate Owner](#)

[Departure Site Details](#)

[Your Contact Details](#)

[Vet Practice](#)

[Herd Marks](#)

[Finishing System \(AIAO\)](#)

When you are finished, close the Pig Hub window and click the link below to refresh your details.

[refresh page](#)

[Edit Content - Title Text](#)

[Edit Content - Message Text](#)

## New eAML2 movement



Destination CPH

11/111/1111

click here when you have finished this question

Submit Movement

Scroll to the bottom of the screen and add in the date of your return journey and click 'Submit Movement'



## Production Details

[Show Message](#)

[Edit Content - Title Text](#)

[Edit Content - Message Text](#)

### This movement is pending - please print the summary



Thank you for submitting your movement. If you intended to sell any animals at any of the shows then you must take a [Show Sales Form](#) with you. The purchasers can then use the form to transport the animals they buy back to their holding.

[Edit Content](#)



[Click here to print the Haulier Summary to give to haulier](#)

You only need to print a single copy to hand to your haulier.

You can now print the haulier summary for your journey FROM the show

Don't forget to Confirm your show movement

You need to confirm both the movement TO the show as well as back home FROM the show

If you also sold pigs at the show then you will need to amend the number of pigs that came home and state the reason why the intended number of pigs has been reduced.