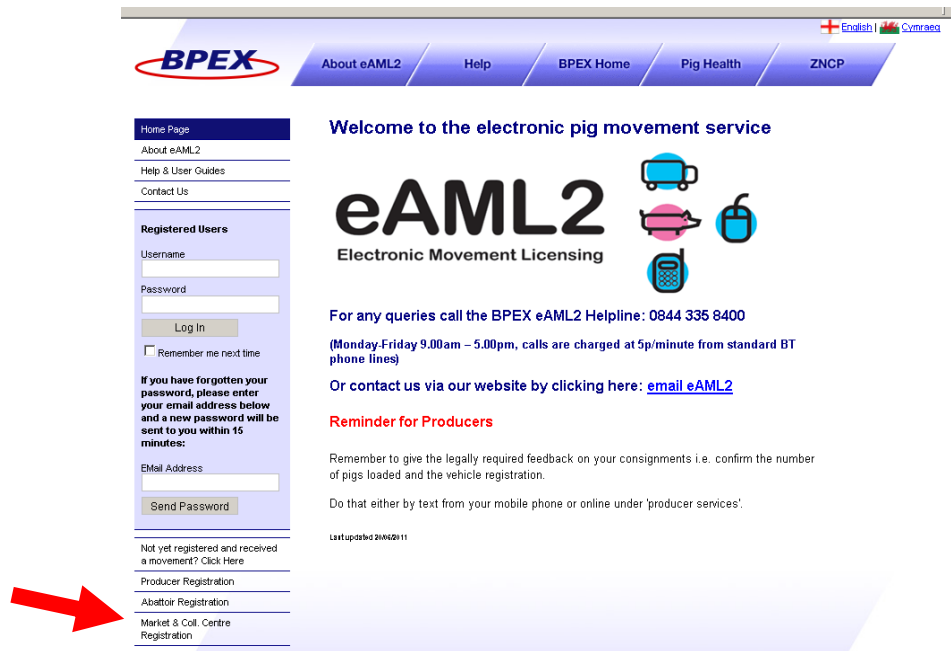


1. How to register for the free eAML2 web service

- If you aren't already set up by us with a username and password go to www.eaml2.org.uk in your internet browser
- Click on '**Market & Coll.Centre Registration**' and complete your details
- A username and password will be emailed to you



The screenshot shows the BPEX eAML2 website interface. At the top, there is a navigation bar with links for 'About eAML2', 'Help', 'BPEX Home', 'Pig Health', and 'ZNCP'. Below this is a 'Home Page' sidebar with a 'Registered Users' section containing fields for 'Username' and 'Password', a 'Log In' button, and a 'Remember me next time' checkbox. A red arrow points to the 'Market & Coll. Centre Registration' link in the sidebar. The main content area features a 'Welcome to the electronic pig movement service' message, the eAML2 logo, and contact information for the BPEX eAML2 Helpline (0844 335 8400). It also includes a 'Reminder for Producers' section and a 'Send Password' button.

Need help?

Contact the eAML2 Helpline

Tel: 0844 335 8400*

Fax 0247 669 2405

Email: eaml2@bpex.org.uk

*Mon-Fri 9am – 5pm

Calls are charged 5p per minute from standard BT phone lines

2. How to use the eAML2 service

1. Log into your account on www.eaml2.org.uk and you will come to the below home page



BPEX About eAML2 Help BPEX Home Pig Health ZNCP

Home Page
About eAML2
Help & User Guides
Contact Us
Market & Coll. Centre Services
Set up a Movement
Your Market Details
Your Movements
Account Details

Welcome to the electronic pig movement service

eAML2

Electronic Movement Licensing

For any queries call the BPEX eAML2 Helpline: 0844 335 8400
(Monday-Friday 9.00am – 5.00pm, calls are charged at 5p/minute from standard BT phone lines)

Or contact us via our website by clicking here: [eaml eAML2](#)

Reminder for Producers

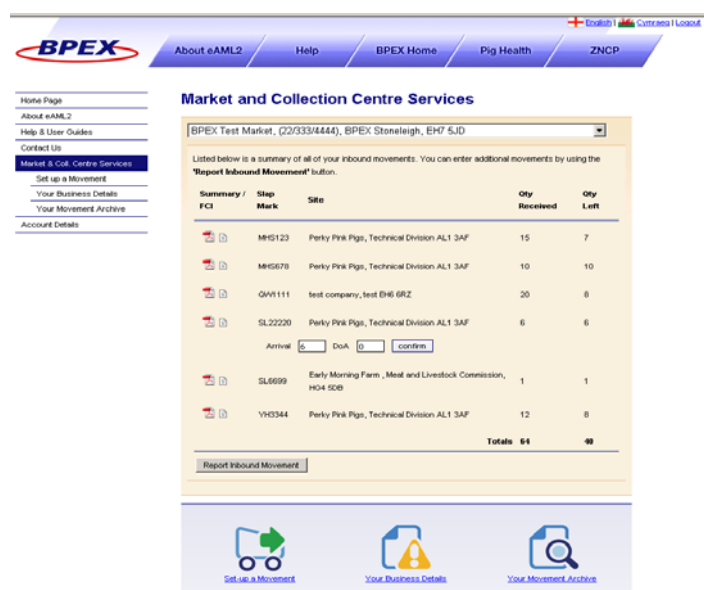
Remember to give the legally required feedback on your consignments i.e. confirm the number of pigs loaded and the vehicle registration.

Do that either by text from your mobile phone or online under 'producer services'.

Last updated: 20/02/11

DESIGN & TECHNOLOGY BY **EVEREST**

2. Click on 'Market & Coll.Centre Services' on the left hand panel:










BPEX About eAML2 Help BPEX Home Pig Health ZNCP

Home Page
About eAML2
Help & User Guides
Contact Us
Market & Coll. Centre Services
Set up a Movement
Your Business Details
Your Movement Archive
Account Details

Market and Collection Centre Services

BPEX Test Market, (22/333/4444), BPEX Stoneleigh, EH7 5JD

Listed below is a summary of all of your inbound movements. You can enter additional movements by using the "Report Inbound Movement" button.

Summary / FCI	Slap Mark	Site	Qty Received	Qty Left
 	MHS123	Perky Pink Pigs, Technical Division AL1 3AF	15	7
	MHS670	Perky Pink Pigs, Technical Division AL1 3AF	10	10
	QWV111	test company, test EH6 6RZ	20	8
	SL22220	Perky Pink Pigs, Technical Division AL1 3AF	6	6
Arrival: <input type="text" value="6"/> DoA: <input type="text" value="0"/> condition: <input type="text" value=""/>				
	SL6699	Early Morning Farm, Meat and Livestock Commission, HQ4 5DB	1	1
	YHS344	Perky Pink Pigs, Technical Division AL1 3AF	12	8
Totals			64	49

[Report Inbound Movement](#)

[Set up a Movement](#) [Your Business Details](#) [Your Movement Archive](#)

- You will see an overview of any current e-movements reported to your collection centre by producers. When clicking on the symbols in front of the slap mark you will see the haulier summary sheet and detailed **Food Chain Information (FCI)**. If any of the pigs have been treated a red exclamation mark will be shown.
- 'Set up a Movement': click to set up your collection centre outbound movement
- 'Your Business Details': click to complete site business details
- 'Your Movement Archive': click to view/access consignments to and from your site
- 'Account Details': click to edit your contact details

3. Confirm & record any movements to your site

Once you have confirmed all inbound movements you can create the off movement:

On the 'Market & Coll.Centre Services' page you will see any current movements reported electronically by keepers to you (see also above screenshot)

- ⇒ Confirm or edit the actual numbers received and dead on arrival for each in the white boxes



4. How to set up an outbound movement

- Click on 'Set up a movement' (either by clicking on the symbol or on the left hand panel)
 - Select your site from the drop down list by clicking on the black arrow on the right
 - Select 'sending pigs to an abattoir'
 - Select the destination abattoir from the drop down menu
 - Click on 'new movement'



- Enter the number of pigs from each consignment in the boxes 'Qty to send' & click on 'Create Outbound Movement'
- Complete the questions that are mostly pre-populated and tick the boxes then click 'submit movement'.

COLLECTION CENTRE QUICK START GUIDE

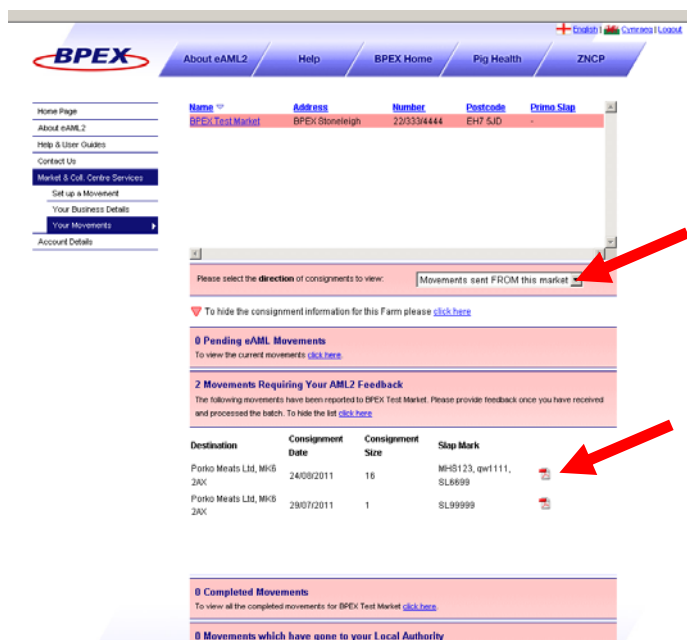
- Print out the 'Haulier Summary' sheet for the haulier to go with the pigs. This document will be retained by the haulier or yourself if self-hauling. If the destination abattoir has no internet/email the eAML2 system will automatically ask you to print out 2 copies of the haulier summary: 1x to be retained by the haulier and 1x for the abattoir. It is a legal requirement for the haulier and non-IT sites to keep a record of the haulier summary document for inspection purposes.

The movement information incl. the Food Chain Information is automatically emailed to the abattoir if they have a computer with internet.

5. How to use your movement archive

This is where any movements to and from your site are saved and where you can access them at any time for inspection purposes or to print off copies of the haulier summary documents if needed – just click on the 'pdf' icon.

The documents will be stored for the legally required 3 years.



BPEX About eAML2 Help BPEX Home Pig Health ZNCP

Home Page
About eAML2
Help & User Guides
Contact Us
Marked & Coll. Centre Services
Set up a Movement
Your Business Details
Your Movements
Account Details

Name	Address	Number	Postcode	Prime Slap
BPEX Test Market	BPEX Stoneleigh	232334444	EH7 5JD	-

Please select the **direction** of consignments to view:

To hide the consignment information for this Farm please [click here](#)

0 Pending eAML Movements
To view the current movements [click here](#)

2 Movements Requiring Your AML2 Feedback
The following movements have been reported to BPEX Test Market. Please provide feedback once you have received and processed the batch. To hide the list [click here](#)

Destination	Consignment Date	Consignment Size	Slap Mark
Porko Meats Ltd, MK5 ZAX	24/08/2011	16	NH5123, qwt1111, SL8699
Porko Meats Ltd, MK5 ZAX	29/07/2011	1	SL99999

0 Completed Movements
To view all the completed movements for BPEX Test Market [click here](#)

0 Movements which have gone to your Local Authority