

# How to Confirm Pigs In & Move Pigs Out of Markets or Collection centres

It is now a legal requirement that all pig movements be recorded electronically.

To do electronic pig movement licences and confirmations you will first need to log onto [www.eaml2.org.uk](http://www.eaml2.org.uk)

You will then need to enter your user name & password on the registered user section and click login.

The screenshot shows the eAML2 website interface. At the top, there is a navigation bar with the AHDB PORK logo and links for 'About eAML2', 'Help', 'Contact Us', 'Pig Health', and 'ZNPC'. Below the navigation bar is a banner that says 'Sign up to the NEW AHDB Pork Significant Diseases Charter for early warning of disease outbreaks in your region.' The main heading is 'eAML2 Electronic Movement Licensing' with icons representing a truck, a pig, a mobile phone, and a computer mouse. Below the heading are three main sections: 'Registered Users' with a login form (Username: ngm2, Password: [redacted], Log In button, Remember me next time checkbox, Forgotten password? link, Email Address field, Send Password button), 'Register with eAML2' with a truck icon and a green arrow, and 'Not registered and received a movement?' with a document icon and a green arrow. At the bottom, there are two sections: 'eAML2 Contact Details' with a helpline number (0844 335 8400\*) and a note that calls are charged at 5p/minute plus access charge, and 'Bureau Service & Helpline Opening Times' with a note that the Bureau and Helpline Service Office operating hours are Monday - Friday 9am til 5pm and does not operate over the weekends or English bank holidays.

**All movements need to be confirmed into the Collection Centre Before you should move pigs out**

You will be presented with the screen that allows you to see ALL the movements on your market and collection centre services page **for the day** of the movement to enable you to confirm them in first as soon as you login

### Market and Collection Centre Services

[Edit Content](#)

BPEX Test Market, (22/333/4444), Stoneleigh Park, EH7 5JD

Listed below is a summary of all of your inbound movements. You can enter additional movements by using the 'Report Inbound Movement' button.

[Edit Content](#)

Ref	Slap	Site	FCI	Date	Total	Qty Left
3BGY52	AL1116	Perky Pink Pigs, Technical Division AL1 3AF	Yes	11/07/2017	4	4
Arrival	<input type="text" value="4"/>	DoA	<input type="text" value="0"/>	<input type="button" value="confirm"/>	<input type="button" value="cancel"/>	
<b>Totals</b>					<b>4</b>	<b>4</b>

Tuesday, 11 July 2017

You can also "Toggle" to previous days or next day

## Market and Collection Centre Services

[Edit Content](#)

BPEX Test Market, (22/333/4444), Stoneleigh Park, EH7 5JD

Listed below is a summary of all of your inbound movements. You can enter additional movements by using the 'Report Inbound Movement' button.

[Edit Content](#)

Ref	Slap	Site	FCI	Date	Total	Qty Left
3BG 152	AL1116	Perky Pink Pigs, Technical Division AL1 3AF	Yes	11/07/2017	4	4
Arrival <input type="text" value="4"/> DoA <input type="text" value="0"/>						
					Totals	4 4

Tuesday, 11 July 2017

To confirm the pigs arrival into the market you need to enter the number of pigs that did actually arrive

Enter the number of pigs that were DOA (Dead on arrival), if **none were DOA** then you need to enter **zero**

To submit the confirmation, click "Confirm"

If the pigs **did not** arrive, you simply need to cancel the licence  
**Please cancel if NO pigs arrived,**  
**DO NOT confirm arrival with a zero**

# Set up a move to move pigs off

You can either select **to Abattoir** and select your destination Abattoir from the drop down list

The screenshot shows a navigation menu on the left with 'Set up a Movement' highlighted. An arrow points from the text to this menu item. The main form is titled 'Set up a movement'. It has a dropdown for 'Select your departure market from the dropdown list:' with the value 'Whistledown Collection Centre, (34/415/8107), Gibbs Lane Dodington Bristol, BS37 6SE'. Below this are two radio buttons: 'To an abattoir' (selected) and 'To a farm'. Another dropdown for 'Select your destination abattoir from the dropdown list:' has the value 'Tulip (Westerleigh), (440255), Oakleigh Green Westerleigh Bristol, BS37 8QZ'. A 'New Movement' button is at the bottom.

**OR** you can select **to Farm**

Use the search boxes to locate the farm by using 2 pieces of information, for best results use the holding number and postcode of the farm

The screenshot shows the same navigation menu. An arrow points from the text to 'Set up a Movement'. The main form is titled 'Set up a movement'. The departure market dropdown is the same. The 'To a farm' radio button is selected and circled in red. Below it, a search instruction says 'Search for your destination by any two different identifiers:'. There are two search boxes: the first is empty, followed by a 'Holding No' dropdown; the second is empty, followed by a 'Postcode' dropdown and a 'Search' button. A 'New Movement' button is at the bottom.

Once you have selected your destination you will be able to press **New Movement**

Here you can see how many pigs are currently in your collection centre

To send loads back out, you can chose multiple loads

### Set up an Outbound Movement

[Edit Content](#)

Use the form below to set up outbound movements from your market. You can enter paper AML2 movements as an 'Inbound Movement'. Once you have all of the inbound moves you can set up a combined outbound move by clicking the 'Outbound Movement' button.

[Edit Content](#)

Ref	Slap	Site	FCI	Date	Total	Qty Left	Qty Send
3LGY4K	AB1234	Perky Pink Pigs II, Stoneleigh Park, AL1 3AF	Yes	17/12/2018	150	150	<input type="text" value="150"/>
<b>Totals</b>					<b>150</b>	<b>150</b>	

Monday, 17 December 2018

or single loads as appropriate

- Markets & Collection Centres
- Set up a Movement
- Your Business Details
- Your Movement Archive
- Movement Templates
- Corporates & Marketing Groups
- Schedule Movements
- Movement Archive
- Cancel a Move
- Production Site Details
- Your Business Details
- Register Mobile Phones
- Movement Email Gateway
- Haulier Summary Templates
- Abattoir Services
- Report Inbound Movement
- Register a Show Sale Movement
- Your Business Details
- Movement Archive

### Set up an Outbound Movement

Use the form below to set up outbound movements from your market. You can enter paper AML2 movements as an 'Inbound Movement'. Once you have all of the inbound moves you can set up a combined outbound move by clicking the 'Outbound Movement' button.

Ref	Slap	Site	FCI	Date	Total	Qty Left	Qty Send
3KN26V	YH3343	Perky Pink Dest Reg Test, 17-19 Maritime Land EH6 6RX	Yes	30/10/2018	158	158	<input type="text" value="0"/>
3KN28X	YH3343	Perky Pink Dest Reg Test, 17-19 Maritime Land EH6 6RX	Yes	30/10/2018	162	162	<input type="text" value="0"/>
3KN2YP	YH3343	Perky Pink Dest Reg Test, 17-19 Maritime Land EH6 6RX	Yes	30/10/2018	237	237	<input type="text" value="0"/>
Arrival <input type="text" value="237"/> DoA <input type="text" value="0"/>					<input type="button" value="confirm"/> <input type="button" value="cancel"/>		
<b>Totals</b>					<b>557</b>	<b>557</b>	

Tuesday, 30 October 2018

You can use the 'Previous Day' and 'Next Day' buttons to move to correct inbound movement date

Fill in the Quantity to Send (QTY SEND) box with the corresponding number of pigs you will be moving out from that inbound movement – if no pigs are moving out please insert 0

Here you can double check that you have the correct number of animals and correct slap marks for the pigs you are moving off - Press 'next' to continue to make a movement or 'back' to amend

**Markets & Collection Centres**

- Set up a Movement**
- Your Business Details
- Your Movement Archive
- Movement Templates
- Corporates & Marketing Groups
- Schedule Movements
- Movement Archive
- Cancel a Move
- Production Site Details
- Your Business Details
- Register Mobile Phones
- Movement Email Gateway
- Haulier Summary Templates
- Abattoir Services
- Report Inbound Movement
- Register a Show Sale Movement
- Your Business Details
- Movement Archive

### Set up an Outbound Movement

**Summary**

Source	Quantity
Perky Pink Dest Reg Test (YH3343)	158
Perky Pink Dest Reg Test (YH3343)	162

Once you have clicked "Next" the licence page will load, on this section you need to enter the details of the OWNER onto the licence

### New eAML2 movement

#### Details for BPEX Test Market ()

▼ To hide the site details of this movement please [click here](#)

**Please provide the name and address of the business owner.**

Owner Name

Owner Address

Owner Postcode

[click here when you have finished this question](#)

**Help**

If any of these details are incorrect you can edit them for this batch.

**Enter all of the following details for the site the pigs are coming from.**

Site Name	BPEX Test Market
Site Address	Stoneleigh Park
Site Postcode	EH7 5JD
DEFRA herd mark	TESTM
Assurance Scheme	
Scheme Membership Number	

[click here when you have finished this question](#)

**Help**

If any of these details are incorrect you should edit them in Pig Hub.

**Enter details of the vet practice responsible for this site.**

Vet Practice Name*	<input type="text" value="test vet"/>
Address	<input type="text"/>
Postcode*	<input type="text" value="cv8 2tl"/>
Telephone	<input type="text"/>
Email	<input type="text"/>

click here when you have finished this question

**Help**

Please make sure this is the name of the vet practice that has responsibility for the site. This is needed for contact by the slaughterhouse operator or OV if problems are identified and also to feed back inspection results.

If the details are wrong you can change them for this batch only. To change the details permanently please go to Pig Hub.

**BD.1.4**

# Complete the Food Chain Information questions listed- this will transfer to your movement licence

## AML2 / FCI Movement Details

▼ To hide the details of this movement please [click here](#)

\* fields are compulsory

### Select consignment herd mark.

🔔 This question has not been answered.

Herd mark\*

click here when you have finished this question

#### Help

You can add any missing or additional herd marks on Pig Hub.

### Intended number of pigs in consignment

🔔 This question has not been answered.

Consignment Size\*

check this box when the selections are complete

#### Help

Enter the number of pigs that you intend to send in this consignment.

#### BD2.2

### Does this consignment have Lot Number(s) or Individual Animal IDs?

🔔 This question has not been answered.

- No  
 Yes

Lot Number(s)

#### Help

If the consignment has multiple lots, enter each lot followed by comma. If the movement has individually identified animals enter IDs here e.g. for show movements.

### Select type of pigs in the consignment

🔔 This question has not been answered.

Type of Pigs\*

click here when you have finished this question

#### Help

The criteria for controlled housing conditions can be found in Annex II of EC Regulation 216/2014

#### Further information

[Annex II of EC Regulation](#)



### Destination where the pigs are being sent

 This answer is complete.

Destination Name BPEX Test Market  
Destination Address Test  
Destination Postcode TE5 7ED  
Destination CPH 22/333/4444

click here when you have finished this question

### Where were the animals in this consignment born and reared?

 This question has not been answered.

Origin of animals\*  Origin UK - Born and reared in the UK  
 Reared in the UK but born in another country (see guidance for conditions)  
 Reared in another country and imported for slaughter

If animals born outside the UK, please select country imported from:

click here when you have finished this question

### Help


An animal can be described as 'reared in the UK' if:

1. the animal slaughtered is older than 6 months, reared in UK for at least the last 4 months or
2. the animal slaughtered is younger than 6 months and with a live weight of at least 80 kilograms, animal reared in UK from at least 30 kilograms or
3. the animal slaughtered is younger than 6 months and with a live weight of less than 80 kilograms and the whole rearing period took place in the UK

BD.2.1a

**\*\*New requirement to enable pork and pork products be exported to the EU.  
This information is needed for the whole supply chain so is necessary for all moves**

**Has this consignment of pigs been kept since birth in premises where measures have been in place to contain these animals within specific controlled buildings or enclosures?**

 This question has not been answered.

Yes

No

**Help**

This covers pigs that were moved onto your farm and those raised from birth on your farm. You should be receiving confirmations from your suppliers that they also have farming and biosecurity measures in place that contain the animals in specific controlled buildings or enclosures (electric fencing, stock-proofing or other natural barriers may be used).

If you answer NO, the meat from these pigs will only be able to marketed in Great Britain.

**BD.2.10**

Selecting 'no' will mean that pig meat or animal by-products from these pigs cannot be exported to the EU.

**Markets and collection centres can select 'yes' if the farm of origin already confirmed biosecurity measures are in place. The pigs are kept separate from wild animals.**

**The incoming licence will state Yes to a Quarterly Vet statement and answered yes to the question below.**


These pigs have been separated from cloven-hooved wild animals since birth

Y


**\*\*New requirement to enable pork animal by-products be exported to the EU- only necessary for moves from a collection centre to slaughter. You can answer YES if the incoming paperwork confirmed the pigs had been on the previous farm for 40 days**

These pigs have been kept on this holding for the past 40 days

**Select NO if moving these pigs to another farm or out of a market.**

<p><b>The batch of pigs covered by the above movement licence have resided on the associated departure premises for a minimum of 40 days</b></p>	Yes <input type="radio"/>	<b>Help</b>
<p> This question has not been answered.</p>	No <input type="radio"/>	<p>Exporters of animal by-products to EU require this information as evidence for export certification.</p>
		<p>For movements reported from a collection centre, these animals must also not have mixed with any other animals (of a different certified health status) whilst at the collection centre.</p>
		<p><b>Further information</b></p>
		<p><a href="#">Guidance notes for EHC 8311</a></p>
		<p><b>BD.2.11</b></p>

**Where were the animals in this consignment born and reared?**

 This question has not been answered.

Origin of animals\*

- Origin UK - Born and reared in the UK
- Reared in the UK but born in another country (see guidance for conditions)
- Reared in another country and imported for slaughter

If animals born outside the UK, please select country imported from:

Please select an option


[click here when you have finished this question](#)

**Help**

An animal can be described as 'reared in the UK' if:

1. the animal slaughtered is older than 6 months, reared in UK for at least the last 4 months or
2. the animal slaughtered is younger than 6 months and with a live weight of at least 80 kilograms, animal reared in UK from at least 30 kilograms or
3. the animal slaughtered is younger than 6 months and with a live weight of less than 80 kilograms and the whole rearing period took place in the UK

**Do any of the pigs in the consignment have any abnormal conditions?**

 This question has not been answered.

- No  
 Yes

Number of Pigs with Conditions

Conditions and Casualties (please describe conditions and how to identify the animals)

If any of these pigs been treated with veterinary medicinal products or other treatments in the last 28 days, please provide details

**Help**

Select all relevant conditions, abnormalities or casualties and provide the quantity of animals it applies to in the batch.

If any medicines have been used on these pigs please use the list of approved pig medicines (link below) to select them. This will automatically add the required information to your consignment.


**Please also provide a description in the text field if a needle has been left in a pig.**

**BD.2.6**

Recent medicines (click) 

[# Medicine / Conditions](#)

**Do you have in place a Salmonella control plan?**

 This question has not been answered.

- No   
Yes

**Help**


A salmonella control plan is not compulsory but to have one in place will help in managing salmonella. You can use the [Salmonella Risk Assessment Farm Tool](#) to help generate your control plan.

**BD.2.7c**

Is the holding or area under restrictions for animal health or other reasons?

No


Yes

 This question has not been answered.

Have any analyses shown that any animal may have been exposed to substances likely to result in residues in meat?

No


Yes

 This question has not been answered.

#### Help

If Yes, contact slaughterhouse operator and OV.

#### Enter details of your transporter

 This question has not been answered.

Haulier Name

Haulier Assurance No

Address

Postcode

Telephone

Vehicle Identification

click here when you have finished this question

#### Help

Click on the link below to select a Red Tractor assured haulier & vehicle. If you are using an unassured haulier, enter the details on the left.

If self-hauling select from drop-down menu.

If vehicle registration unknown confirm later by text or online.

#### AML.1.3

Click here to select haulier

# [Assured Hauliers](#)

### Enter **anticipated** journey details

 This question has not been answered.

Expected Duration (hh:mm)	<input type="text"/>
Loading Date (dd/mm /yyyy)*	<input type="text"/>
Estimated Time of Loading (hh:mm)	<input type="text"/> : <input type="text"/>
Departure Date (dd/mm /yyyy)*	<input type="text"/>
Expected Time of Departure (hh:mm)	<input type="text"/> : <input type="text"/>

check this box when the information is complete

### Help

To comply with PRIMO (Pigs Records Identification and Movement Orders) 2011 fill in the fields marked with \*.

Enter the date in the specified format dd/mm/yyyy.

You do not need to provide journey times if the following three statements are **ALL** true:

1. Journey is less than 50km
2. You are moving your own animals
3. You are moving animals in your own vehicle

To comply with WATO (Welfare of Animals Transport Orders) transporters must carry an Animal Transport Certificate. Completing the additional fields to the left will satisfy this

AML.1.4

Submit movement to Market

### This movement is pending - please print the summary



[Back to your home page](#)

[Edit Content](#)

Please print two copies of the haulier summary sheet so one can be left with the abattoir for their records.



[Click here to print the Haulier Summary to give to haulier](#)

The abattoir you are sending to is not equipped to receive electronic movement licences.

You have now successfully set up the outbound movement and should print copies of the licence for the relevant parties and also the haulier





The updated movement licence will look like this when printed.

Section A - Departure Details (1)

Departure CPH 22/333/4444	Assurance No.	Keeper's name and holding of departure BPEX Test Market, Test, TE5 7ED	Name and address of Owner (if different)
------------------------------	---------------	---	--

Section A - Details of Pigs (2)

Number of animals  
1

Identification Mark  
YH3343

Lot Numbers / Individual Identifiers

4. FCI Declaration

Consignment Type Finished pigs - controlled	Country of Origin Origin UK		
Trichinella Test No	Salmonella Control Plan? No	All in / all out batch? 	Last pigs of the batch? 
Has the consignment of pigs been treated with a veterinary medicine within the last 28 days? N	Is the holding under restrictions for health reasons? N	Have withdrawal periods for veterinary medicines and other products been met? Y	These pigs have been separated from cloven-hooved wild animals since birth Y
These pigs have been kept on this holding for the past 40 days <input type="checkbox"/>	How many pigs have conditions or abnormalities 0	Keeper's Name Date Telephone <i>I declare the details in this section are correct and the animals are being moved in accordance with licence provisions</i>	
		Keeper's Signature	

Section B - Transporter Details

Name, telephone and full postal address BPEX Test Market, Stoneleigh Park, EH7 5JD, 01234567890	Departure Advice: Please provide confirmation of the movement on the day of loading via the eAML2 website <a href="http://www.eaml2.org.uk">www.eaml2.org.uk</a> or by calling 0844 335 8400	Time and place where rest stops undertaken, including if animals were watered and / or fed	
		Cleansing Details	
RT Transport Number	Expected Duration	Loading Date 04/01/2021	Loading Start Time
Vehicle Registration / Trailer ID BD10 PWX	Departure Date 04/01/2021	Departure Time	Transporter's Name
Drivers Certification & Number	Unloading Date	Unloading Time	Transporter's Signature

*I declare the details in this section are correct*